


# IntelliStage

## Mobile/Height Adjustable Riser System

by Road Ready





# IntelliStage

## Mobile / Height Adjustable Riser System

by Road Ready

### Contents

Introduction .....	2
About IntelliStage .....	2
Meet the Components .....	3
Important Safety Instructions .....	3
Stage Planning .....	4
Platform and Riser Assembly .....	5
Securing Platforms to Platforms .....	6
Securing Stage .....	7
Mobile/Height Adjustable Riser Sizes (US) .....	8
Mobile/Height Adjustable Riser Sizes (Euro) .....	8
IntelliStage Sizes and Configurations (US) .....	9
IntelliStage Sizes and Configurations (Euro) .....	10-11
IntelliStage Accessories .....	11
Limited 2 Year Warranty .....	11

## Introduction

Thank you for being a Road Ready Customer and welcome to the family.

We do one thing and do it well – build products that make your life easier. Crafting innovative, quality products is our calling and we take it seriously. Strong, lightweight and versatile, your **IntelliStage** system is crafted out of the finest materials available and put through our grueling quality check before it ships out the door.

We thank you for your purchase and know that your **IntelliStage** system will definitely steal the show! However, if you should require any assistance or service, you'll find that we take as much pride in supporting our products as we do in designing and building them.

## About Mobile/Height Adjustable Risers

Perfect for schools, Houses of Worship, hotels and event organizers, our mobile/height adjustable riser systems are the ultimate in portability and adjustability. Consisting of a shared modular metal frame designed to compliment existing platforms and risers, our mobile/height adjustable risers can be combined with our existing stage products to allow you to create a customized solution tailored to your needs. Easily assembled by a single person, each mobile/height adjustable frame can accept single risers of all heights and can be setup with casters or adjustable legs. Platform and riser and metal frames all lock and secure together using our unique internal locking system between platforms and provided hardware between the metal frames. Each platform can bear weight up to 185 lbs./sq. ft. (900 KGS/sq. meter).

When it's time to break down, you'll find that disassembly and storage are equally convenient. **IntelliStage** systems are available in kits designed specifically for various applications. See our catalog or website [www.IntelliStage.com](http://www.IntelliStage.com) for details.

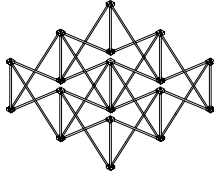
Optional upgrade accessories like flight cases, caster boards, guard rails, chairstops and skirts are also available. Go on, feel free to take the stage.

## Meet the Components:

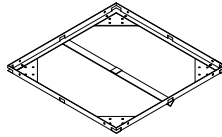
Putting together a mobile or height adjustable **IntelliStage** system was designed to be simple enough for anyone to do. Consequently, the number of components you will encounter in the assembly process is limited. Nonetheless, let's take a moment for a little meet and greet...



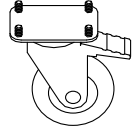
A.) Platform



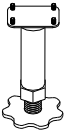
B.) Riser Frame



C.) Metal Frame



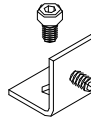
D.) Casters



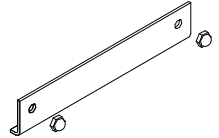
E.) Adjustable Legs



F.) Hex Key



IS8LB  
G.) L-Brackets



IS4LLB  
H.) Large Side L-Brackets

### A.) Platform

Durable, modular stage surface - supports up to 185 lbs./sq. ft. (900kg/sq. meter).

### B.) Riser

Supports platform surface - available in 8", 16", 24" and 32" (20, 30, 40 & 60 cm) heights.

### C.) Metal Frame

Modular and strong the metal frame supports both casters and adjustable legs.

### D.) Casters (IS4CAST, IS4CASTB)

Castors allow you to complete a mobile riser setup. Casters are available both with and without brakes.

### E.) Adjustable Legs (IS4AL)

Adjustable legs allow you to compensate for uneven surfaces up to 5" (13cm) tall.

### F.) Hex Key

The hex key is one of the only tools you will need to complete your system.

### G.) L-Brackets (IS8LB)

IS8LB L-brackets aid with alignment of metal frames during assembly and connect with IS4LLB hardware to help secure the stage.

### H.) Large Side L-Brackets (IS4LLB)

IS4LLB brackets connect with IS8LB and secure the entire perimeter of your stage.



## Important Safety Instructions:

- 1.) Read and follow all instructions
- 2.) Do not exceed the maximum weight capacity
- 3.) Do not vertically couple risers in conjunction with mobile/height adj. risers
- 4.) Completely secure all fasteners, lock nuts and brakes before use
- 5.) Assemble and use mobile risers only on a flat and level surface

# Stage Planning

Before beginning assembly it is important to plan your stage layout. The following diagrams show three typical stage configurations. Choose the layout that most closely matches your desired stage configuration to help you begin your planning process.

In this planning phase you must account for the following design aspects:

- Frame and platform orientation
- Caster locations
- Brake-Caster locations
- Placement of **IS8LB** hardware for platform-to-platform connections. Shown at points labeled **(A)**.
- Placement of **IS8LB** hardware for connection with **IS4LLB** hardware on the exterior perimeter of your stage. Shown at points labeled **(B)**.


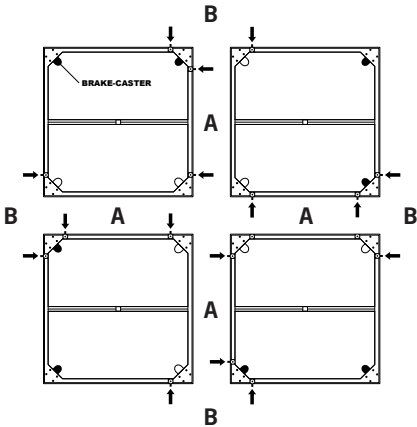
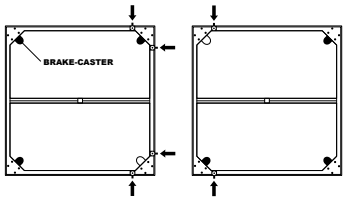
**Read all instructions before assembling your stage to avoid potential problems.**

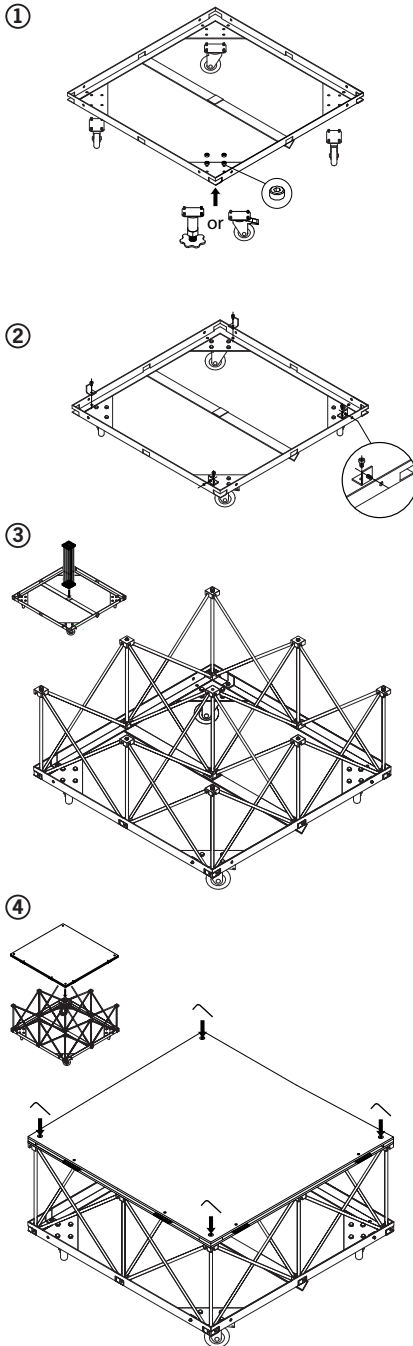
The following diagrams show typical **IS8LB** and Brake-Caster locations. Black arrows indicate **IS8LB** locations. Brake-Caster locations are indicated by black wheels.

What You'll Need:



Hex Key





## Platform and Riser Assembly:

In these assembly instructions we will put together a mobile riser system. Height adjustable riser systems follow similar assembly procedures unless noted otherwise.

1. Secure all casters or adjustable legs to riser frame by using 4 of the supplied nuts per corner. **NOTE:** typical configurations require only one brake-caster per frame, but your configuration may vary.

2. Attach **IS8LB** to frame using a hex key and supplied bolt as shown in figure (2). All **IS8LB** components should be orientated according to your stage planning (page 4) to ensure proper alignment in future steps.

3. Place your riser at the center of your frame and expand your riser. Make sure that all riser feet are securely positioned into the frame cut outs designed for them. **Tip:** Press firmly on the center of the riser to ensure it is fully expanded.

**Note:** For safety do not stack or vertically couple additional risers when using a mobile or height adjustable riser.

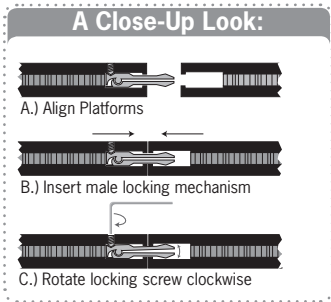
4. Align and place platform onto riser. Lock platform to riser by turning the corner locking screws clockwise with the included hex key until tightly secured.

# Securing Platforms To Platforms:

**IntelliStage** systems feature a unique, easy to use platform interlocking system that ensures quick setup and a secure performance surface.

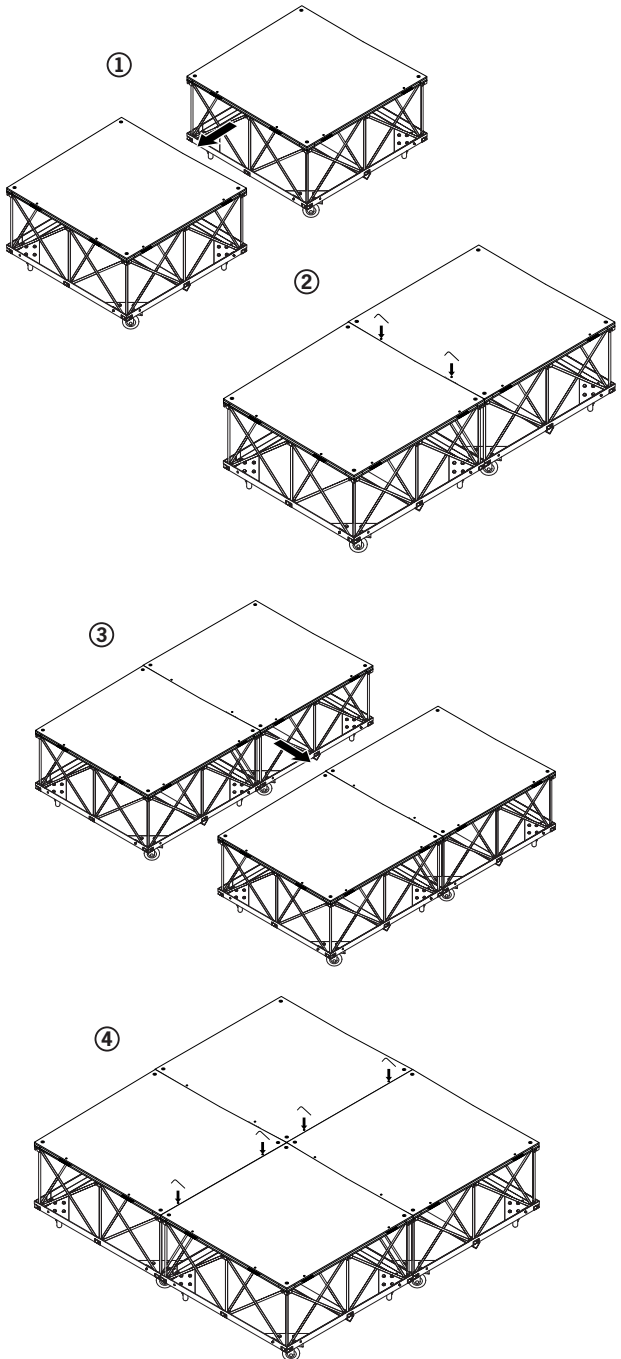
**ADJUSTABLE LEGS:** Adjust the height of all platforms until level and at the same height. See Page 7.

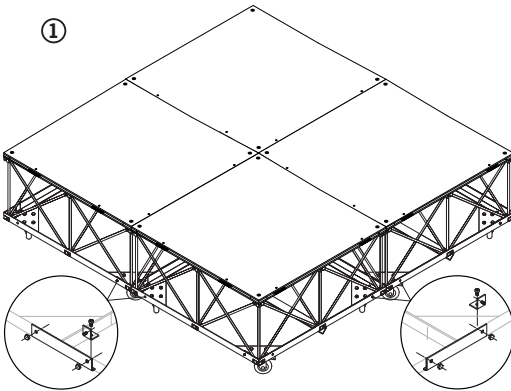
1. Align platform assemblies and make sure that the platform interlocking device is in the closed position.
2. Insert male locking mechanisms into groove on opposite platform. Rotate locking screw clockwise until tight.



**Tip:** Connect platforms together as single file rows. Complete several rows before continuing.

3. Align completed rows. Ensure interlocking devices are all closed.
4. Insert male locking mechanisms into groove on opposite platform rows and secure together by turning the corner locking screws until secure.





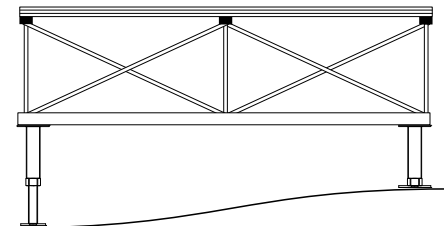
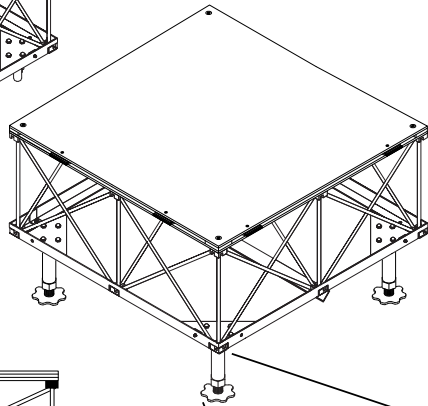
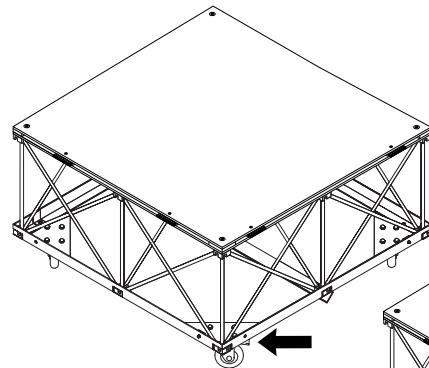
## Securing The Stage:

Before your stage can be used, you must complete these last few steps to ensure the stage is secure.

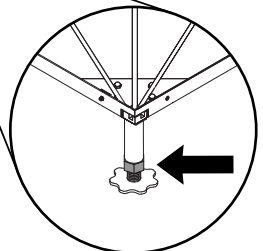
1. Secure the entire perimeter of your stage with **IS4LLB** hardware by attaching them to the **IS8LB** hardware that you attached to the frame at the beginning of your stage assembly.

**Casters:** Once in position, lock all brake-casters (as indicated by arrow) before stage use. Unlock brakes before attempting to move stage.

**Adjustable Legs:** Adjust legs until platforms are level by turning the foot of the adjustable legs. Once the stage is level, lock adjustable legs in place by turning the stop nut until secure (as indicated by arrow).



Adjust legs until platforms are level



# Mobile/Height Adjustable Riser Sizes (U.S.)

## Mobile/Height Adjustable Risers

**Metal Frames**

- ISFR3X3D 3' X 3' Metal Frames  
(2 pcs per master pack)
- ISFR3X3S 3' X 3' Metal Frame  
(single pack)
- ISFR4X4D 4' X 4' Metal Frames  
(2 pcs per master pack)
- ISFR4X4S 4' X 4' Metal Frame  
(single pack)

**Casters**

- IS4CAST Four Pack of 3.5" (8.9cm) casters (no brakes)
- IS4CASTB Four Pack of 3.5" (8.9cm) casters (With brakes)

**Adjustable Legs**

- IS4AL Four Pack 5" (13cm) Adjustable Legs

**Metal Frames**

- IS8LB Four Pack of L-Brackets with Hardware
- IS4LLB Four Pack large side L-Brackets with Hardware

# Mobile/Height Adjustable Riser Sizes (European)

## Mobile/Height Adjustable Risers

**Metal Frames**

- ISFR1X1D 1m X 1m Metal Frames  
(2 pcs per master pack)
- ISFR1X1S 1m X 1m Metal Frame  
(single pack)

**Casters**

- IS4CAST Four Pack of 3.5" (8.9cm) casters (no brakes)
- IS4CASTB Four Pack of 3.5" (8.9cm) casters (With brakes)

**Adjustable Legs**

- IS4AL Four Pack 5" (13cm) Adjustable Legs

**Metal Frames**

- IS8LB Four Pack of L-Brackets with Hardware
- IS4LLB Four Pack large side L-Brackets with Hardware



# IntelliStage Sizes & Configurations (U.S.)

## Platforms

### Square Platforms

ISP3X3CD	3' X 3' Carpet Finish Platforms (2 pcs per master pack)
ISP3X3TD	3' X 3' Tuffcoat Finish Platforms (2 pcs per master pack)
ISP3X3ID	3' X 3' Industrial Finish Platforms (2 pcs per master pack)
ISP4X4CD	4' X 4' Carpet Finish Platforms (2 pcs per master pack)
ISP4X4TD	4' X 4' Tuffcoat Finish Platforms (2 pcs per master pack)
ISP4X4ID	4' X 4' Industrial Finish Platforms (2 pcs per master pack)

### Folding Platforms

ISPF4X4C	4' X 4' Carpet Folding Platform
ISPF4X4T	4' X 4' Tuffcoat Folding Platform
ISPF4X4I	4' X 4' Industrial Folding Platform

### Triangle Platforms

ISTPC3	3' Carpeted Triangle Platform
ISTPT3	3' Tuffcoat Triangle Platform
ISTPI3	3' Industrial Triangle Platform
ISTPC4	4' Carpeted Triangle Platform
ISTPT4	4' Tuffcoat Triangle Platform
ISTPI4	4' Industrial Triangle Platform

### Quarter Round Platforms

ISQRPC3	3' Carpeted Quarter Round Platform
ISQRPT3	3' Tuffcoat Quarter Round Platform
ISQRP13	3' Industrial Quarter Round Platform
ISQRPC4	4' Carpeted Quarter Round Platform
ISQRPT4	4' Tuffcoat Quarter Round Platform
ISQRP14	4' Industrial Quarter Round Platform

### Step Platforms

ISSTEPC	3' X 1' Carpeted Step Platform
ISSTEPT	3' X 1' Tuffcoat Step Platform
ISSTEPI	3' X 1' Industrial Step Platform

## Risers

### Risers for 4' X 4' Platforms

IS4X4X8	8" High Riser
IS4X4X16	16" High Riser
IS4X4X24	24" High Riser
IS4X4X32	32" High Riser

### Risers for 3' X 3' Platforms

IS3X3X8	8" High Riser
IS3X3X16	16" High Riser
IS3X3X24	24" High Riser
IS3X3X32	32" High Riser

### Risers for 4' Triangle Platforms

IST4X8	8" High Riser
IST4X16	16" High Riser
IST4X24	24" High Riser
IST4X32	32" High Riser

### Risers for 3' Triangle Platforms

IST3X8	8" High Riser
IST3X16	16" High Riser
IST3X24	24" High Riser
IST3X32	32" High Riser

### Risers for 4' Quarter Round Platforms

ISQR4X8	8" High Riser
ISQR4X16	16" High Riser
ISQR4X24	24" High Riser
ISQR4X32	32" High Riser

### Risers for 3' Quarter Round Platforms

ISQR3X8	8" High Riser
ISQR3X16	16" High Riser
ISQR3X24	24" High Riser
ISQR3X32	32" High Riser

### Risers for Step Platforms

ISSTEP8	8" High Riser
ISSTEP16	16" High Riser
ISSTEP24	24" High Riser

## Guard Rails

IS4X4GRPD	Guard Rail for 4' X 4' platforms (2 pcs per master pack)
IS3X3GRPD	Guard Rail for 3' X 3' platforms (2 pcs per master pack)
ISSTEPGRPD	Guard Rail for step platforms (2 pcs per master pack)

## Guard Rail Hardware

IS2CMB	2 pack of Guard Rail Corner Mounting Brackets
IS2SMB	2 pack of Guard Rail Side Mounting Brackets
IS1OMS	10 pack of Guard Rail to Platform Mounting Screws

## Chair Stops

IS4CSTOP	4' Descending Chair Stop - For use between platforms.
IS4CSTOP2	4' Ascending Chair Stop - For use on top platforms.
IS3CSTOP	3' Descending Chair Stop - For use between platforms.
IS3CSTOP2	3' Ascending Chair Stop - For use on top platform.

## Transportation Systems

ISC6X4X4C	Flight Case for 6 pcs. of 4' X 4' platforms with matching risers & front access door
ISC6X3X3C	Flight Case for 6 pcs. of 3' X 3' platforms with matching risers
IS4X4CB	Caster Board for 24 pcs. of 4' X 4' platforms
IS3X3CB	Caster Board for 36 pcs. of 3' X 3' platforms
IS4X4AC	Accessory Case for 12 risers and skirts
IS3X3AC	Accessory Case for 18 risers and skirts

## Skirts

ISSK4X8	4' wide, 8" long Black Skirt
ISSK4X16	4' wide, 16" long Black Skirt
ISSK4X24	4' wide, 24" long Black Skirt
ISSK4X32	4' wide, 32" long Black Skirt
ISSK8X8	8' wide, 8" long Black Skirt
ISSK16	8' wide, 16" long Black Skirt
ISSK8X24	8' wide, 24" long Black Skirt
ISSK8X32	8' wide, 32" long Black Skirt

# IntelliStage Sizes & Configurations (European)

## Platforms

### Rectangle and Square Platforms

ISPE2X1CS	2m x 1m Carpet Finish Platform (single pack)
ISPE2X1CD	2m x 1m Carpet Finish Platforms (2 pcs per master pack)
ISPE2X1TS	2m x 1m Tuffcoat Finish Platform (single pack)
ISPE2X1TD	2m x 1m Tuffcoat Finish Platforms (2 pcs per master pack)
ISPE2X1IS	2m x 1m Industrial Finish Platform (single pack)
ISPE2X1ID	2m x 1m Industrial Finish Platforms (2 pcs per master pack)
ISPE1X1CS	1m x 1m Carpet Finish Platform (single pack)
ISPE1X1CD	1m x 1m Carpet Finish Platforms (2 pcs per master pack)
ISPE1X1TS	1m x 1m Tuffcoat Finish Platform (single pack)
ISPE1X1TD	1m x 1m Tuffcoat Finish Platforms (2 pcs per master pack)
ISPE1X1IS	1m x 1m Industrial Finish Platform (single pack)
ISPE1X1ID	1m x 1m Industrial Finish Platforms (2 pcs per master pack)
ISPE1X0.5CS	1m x .5m Carpet Finish Platform (single pack)
ISPE1X0.5CD	1m x .5m Carpet Finish Platforms (single pack)
ISPE1X0.5TS	1m x .5m Tuffcoat Finish Platform (single pack)
ISPE1X0.5TD	1m x .5m Tuffcoat Finish Platforms (2 pcs per master pack)
ISPE1X0.5IS	1m x .5m Industrial Finish Platform (single pack)
ISPE1X0.5ID	1m x .5m Industrial Finish Platforms (2 pcs per master pack)

### Folding Platforms

ISPEF1X1C	1m x 1m Carpet Folding Platform
ISPEF1X1T	1m x 1m Tuffcoat Folding Platform
ISPEF1X1I	1m x 1m Industrial Folding Platform

### Triangle Platforms

ISTPEC	1m Carpet Finish Triangle Platform
ISTPET	1m Tuffcoat Finish Triangle Platform
ISTPEI	1m Industrial Finish Triangle Platform

### Quarter Round Platforms

ISQRPCE	1m Carpet Finish Quarter Round Platform
ISQRPET	1m Tuffcoat Finish Quarter Round Platform
ISQRPEI	1m Industrial Finish Quarter Round Platform

### Step Platforms

ISSTPEPC	1 Meter Long Carpet Finish Euro Step
ISSTPETP	1 Meter Long Tuffcoat Finish Euro Step
ISSTPEPI	1 Meter Long Industrial Finish Euro Step

## Risers

### Risers for 2m x 1m platforms

ISE2X1X20	20cm High
ISE2X1X30	30cm High
ISE2X1X40	40cm High
ISE2X1X60	60cm High

### Risers for 1m x 1m platforms

ISE1X1X20	20cm High
ISE1X1X30	30cm High
ISE1X1X40	40cm High
ISE1X1X60	60cm High

### Risers for 1m x .5m Platforms

ISE1X.5X20	20cm High
ISE1X.5X30	30cm High
ISE1X.5X40	40cm High
ISE1X.5X60	60cm High

### Risers for 1m Triangle Platforms

ISSETX20	20cm High
ISSETX30	30cm High
ISSETX40	40cm High
ISSETX60	60cm High

### Risers for 1m Quarter Round Platforms

ISEQR1X20	20cm High
ISEQR1X30	30cm High
ISEQR1X40	40cm High
ISEQR1X60	60cm High

### Risers for Step Platforms

ISESTEP20	20cm High
ISESTEP30	30cm High
ISESTEP40	40cm High

## Guard Rails

ISE1X1GRPD	Guard Rail for 2X1 and 1X1 platforms (2 pcs per master pack)
ISESTEPGRPD	Guard Rail for step platforms (2 pcs per master pack)

## Guard Rail Hardware

IS2CMB	2 pack of Guard Rail Corner Mounting Brackets
IS2SMB	2 pack of Guard Rail Side Mounting Brackets
IS10MS	10 pack of Guard Rail to platform Mounting Screws

## Chair Stops

ISECSTOP	1m Descending Chair Stop - For use between platforms.
ISECSTOP5	1m Ascending Chair Stop - For use on top platforms.

## Transportation Systems


ISEC6X2X1C	Flight Case for 6 pcs. of 2m x 1m platforms with matching risers & front access door
ISEC6X1X1C	Flight Case for 6 pcs. of 1m x 1m platforms with matching risers
ISE2CB	Caster Board for 20 pcs. of 2m x 1m platforms
ISE1CB	Caster Board for 36 pcs. of 1m x 1m platforms
ISE2X1AC	Accessory Case for 10 risers and skirts
ISE1X1AC	Accessory Case for 18 risers and skirts

## Skirts

ISESK2X20	2m wide X 20 cm long Black Skirt
ISESK2X30	2m wide X 30 cm long Black Skirt
ISESK2X40	2m wide X 40 cm long Black Skirt
ISESK2X60	2m wide X 60 cm long Black Skirt

## Accessories

ISSJ	4 pack of Connecting Hardware for various heights of stages & steps
ISREK	4 pack of Riser Extension hardware
IS6LEGX10	10 pack of Drum Riser legs
IS10RF	10 pack of self adhesive rubber feet to aid with slipper surfaces/ground



ISRK	Replacement parts kit
	4 Platform to Platform Locking Mechanisms
	4 Corner Locking Posts
	4 Coupling Posts
	16 Riser Pins
	4 Riser Feet
	4 Hex Keys



## Limited 2 Year Warranty

Road Ready warrants to the original owner of each new IntelliStage product, for a period of 2 years from the date of purchase, (provided that is purchased at an Authorized IntelliStage Dealer) that is free of defects in materials and workmanship and that each product meets or exceeds all factory published specifications. This warranty is void if the product has been tampered with or misused beyond reasonable wear, and shall not apply if the product has been physically damaged. Improper handling, set-up or use of this unit could cause it to fail which could lead to serious injury or death. Please be sure to read, understand and follow all operating instructions and weight load information in this manual before using this product. Do not allow children or untrained persons to use this product. There are no obligations of liability on the part of Road Ready for any personal injuries, death, consequential damage or any other indirect damages with respect to, loss of property, revenues, profit or costs of removals, installations or reinstallations arising out of, or in connection with, the use or performance of an IntelliStage product.



**IntelliStage™**

12662 Corral Place ★ Santa Fe Springs CA 90670

Ph: 562.906.6185 ★ Fax: 562.906.6186

Email: [usa@intelligistage.com](mailto:usa@intelligistage.com) ★ [www.IntelliStage.com](http://www.IntelliStage.com)